



Sheryl D'Spain

Kendall County Treasurer

201 E. San Antonio, Suite 302 · Boerne, Texas 78006

830-249-9343 ext. 220 · Fax 830-249-9340

sheryl.dspain@co.kendall.tx.us

August 12, 2019

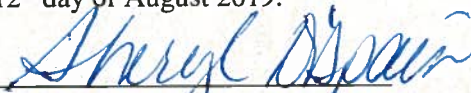
TO: Honorable Darrel Lux, County Judge
Honorable Christina Bergmann, Commissioner, Pct. 1
Honorable Richard Elkins, Commissioner, Pct. 2
Honorable Richard Chapman, Commissioner, Pct. 3
Honorable Don Durden, Commissioner, Pct. 4

RE: Investment Report 3rd Quarter FY 2019 (April, May & June)

This report is made in compliance with the provisions of Chapter 2256 of the Government Code, the Public Funds Investment Act, which requires regular reporting of investment transactions for county funds to the Commissioners Court.

The investments held by Kendall County in our depository bank of Frost, our investments held in LOGIC, Hondo National Bank, Randolph Brooks, Security Service, Security State Bank, Texas Heritage Bank & Texas Regional Bank are in compliance with this Act and our County's policy and strategies.

I respectfully submit this report under my hand and seal this 12th day of August 2019.



Sheryl D'Spain, County Treasurer


Examined and approved in Open Commissioners Court this 28th day of May 2019.




Darrel Lux, County Judge




Christina Bergmann, Commissioner, Pct. 1



Richard Elkins, Commissioner, Pct. 2



Richard Chapman, Commissioner, Pct. 3



Don Durden, Commissioner, Pct. 4

Kendall County Investment Summary FY 2019

INTEREST ON INVESTMENTS

3rd Qtr Apr-Jun FY 2019

Total interest on Frost accounts	\$	14,488.77
Total interest on Logic Accounts	\$	142,639.64
Total interest on CD's	\$	7,600.74
TOTAL INTEREST	\$	164,729.15

TOTAL INVESTMENTS at QTR END

Total investments in Logic	\$	20,294,073.04
Total investment in CD's	\$	1,494,000.00
TOTAL INVESTMENTS	\$	21,788,073.04

Investment report examined and approved by the Auditor's office Corinna Speer Date: 8/5/19
Investment report prepared by the Treasurer [Signature] Date: 8/5/19

FROST BANK INTEREST FY 2019

3rd Qtr Apr-Jun FY 2019	Apr. Int	May. Int.	Jun. Int	Total Qtr Int Earned
	2.06%	2.06%	2.06%	
Account Name				
General (10)	\$4,634.68	\$3,663.98	\$3,356.08	\$11,654.74
Local (85)	\$18.70	\$19.07	\$18.48	\$56.25
Federal (87)	\$8.62	\$13.10	\$18.11	\$39.83
CDA Asset Forfeiture (88)	\$19.11	\$20.12	\$20.00	\$59.23
2007 Ltd Tax Ob Bond (62)	\$104.93	\$59.70	\$23.31	\$187.94
2013 Unlim Tax Rd Bond (63)	\$0.70	\$0.73	\$0.70	\$2.13
2014 Ltd Tax Ref Bond(64)	\$186.92	\$105.29	\$38.16	\$330.37
2016 Ltd Tax Gen Ob Bond(65)	\$87.70	\$49.47	\$19.35	\$156.52
LEC Project (72)	\$707.44	\$629.98	\$550.92	\$1,888.34
Trust Account (90)	\$73.11	\$21.16	\$19.15	\$113.42
Total	\$5,841.91	\$4,582.60	\$4,064.26	\$14,488.77

Logic FY 2019

3rd Quarter FY 2019 April-June	Beginning Balance	Apr. Int. 2.5838%	May Int. 2.5410%	June Int. 2.4927%	Deposits	Withdrawals	Ending Qtr. Balance
General	\$19,559,717.97	\$41,538.86	\$40,777.08	\$36,042.76	\$0.00	\$2,500,000.00	\$17,178,076.67
Road & Bridge	\$1,918,381.55	\$4,074.07	\$4,148.80	\$2,230.92	\$0.00	\$1,200,000.00	\$728,835.34
Courthouse Sec	\$6,000.24	\$12.77	\$36.52	\$53.37	\$20,000.00	\$0.00	\$26,102.90
Lateral Road & Bridge	\$156,147.32	\$331.60	\$393.13	\$423.79	\$50,000.00	\$0.00	\$207,295.84
Cty Clk Recs Mgmt	\$272,730.70	\$579.18	\$559.28	\$520.04	\$0.00	\$20,000.00	\$254,389.20
Cty Clk Rec Arc	\$163,719.40	\$347.69	\$270.05	\$223.97	\$0.00	\$55,000.00	\$109,561.11
Juv Prob Title IV	\$10,889.13	\$23.10	\$23.56	\$22.39	\$0.00	\$0.00	\$10,958.18
Fire Marshall	\$102,076.84	\$216.74	\$267.89	\$292.06	\$40,000.00	\$0.00	\$142,853.53
2007 Lim Tax Obl	\$75,992.76	\$161.40	\$237.41	\$283.49	\$62,000.00	\$0.00	\$138,675.06
2013 Unlim Tax Rd Bd	\$209,910.34	\$445.81	\$453.96	\$431.85	\$0.00	\$0.00	\$211,241.96
2014 Lim Tax Ref Bond	\$144,833.70	\$307.59	\$466.42	\$564.58	\$130,000.00	\$0.00	\$276,172.29
2016 LTD Tax Gen Obl	\$441,558.48	\$937.73	\$1,026.80	\$1,033.53	\$61,000.00	\$0.00	\$505,556.54
LEC Project	\$0.00	\$0.00	\$0.00	\$0.00	\$0.00	\$0.00	\$0.00
Tobacco Settlement	\$6.97	\$0.00	\$55.44	\$102.57	\$50,000.00	\$0.00	\$50,164.98
Federal SO Fort	\$124,069.40	\$263.49	\$268.34	\$255.23	\$0.00	\$0.00	\$124,856.46
Trust Account	\$0.00	\$577.82	\$683.32	\$673.24	\$327,398.60	\$0.00	\$329,332.98
TOTAL	\$23,186,034.80	\$49,817.85	\$49,668.00	\$43,153.79	\$740,398.60	3,775,000.00	\$20,294,073.04

CD INVESTMENT LIST

BANK NAME	ACCT NUMBER	AMOUNT	MATURITY DATE	INTEREST PAID BACK TO COUNTY	INTEREST RATE
Hondo	50946	\$250,000.00	5/5/2020	Qtr	2.50%
Texas Heritage	54659	\$249,000.00	12/6/2020	Monthly	2.10%
Texas Regional	20647	\$250,000.00	5/27/2020	Qtr	2.10%
Randolph Brooks	143831	\$245,000.00	1/8/2020	Monthly	2.30%
Security Service	9080	\$250,000.00	1/19/2020	Monthly	1.98%
Security State	60000022	\$250,000.00	6/7/2020	Monthly	2.20%

CD Interest FY 2019

3rd Qtr FY 2019 April- June					Total CD interest earned
BANK NAME	ACCT NUMBER	April Int.	May Int.	June Int.	
Texas Regional	20647	\$ -	\$ -	\$ 1,280.14	\$ 1,280.14
Hondo	50946	\$ -	\$ -	\$ 1,410.96	\$ 1,410.96
Randolph Brooks	143831	\$ 463.15	\$ 478.59	\$ 463.15	\$ 1,404.89
Security Service	9080	\$ 420.41	\$ 406.85	\$ 420.41	\$ 1,247.67
Security State	60000022	\$ 246.57	\$ 254.79	\$ 452.05	\$ 953.41
Texas Heritage	54659	\$ 429.78	\$ 444.11	\$ 429.78	\$ 1,303.67
				Total Int	\$ 7,600.74

Date	Account #	Account Name	Opening Ledger
6/28/2019	260074586	2014 Limited Tax Ref Bond 64	27,375.80
6/28/2019	260074047	Animal Shelter	835.00
6/28/2019	260076201	KC Susan Jackson Oper	38,269.78
6/28/2019	260075574	2013 Limited Tax Oblig 63	567.03
6/28/2019	260073849	Web Dealer	91,991.37
6/28/2019	260072591	CSCD Probation Pymts	58,864.98
6/28/2019	260072311	KC Susan Jackson Registry	300,741.48
6/28/2019	260072893	Kendall County Inmate Trust Fund	38,722.46
6/28/2019	260072729	KC State Forfeiture	0.01
6/28/2019	268058407	Trust Account 90	11,033.03
6/28/2019	261195522	Kendall County Johnny E Taylor	0.00
6/28/2019	269986933	Debby hudson JP #3	11,581.01
6/28/2019	268059713	J Hudson Tax AC DIT	760,809.56
6/28/2019	261139894	2005/2007 Lim Tax Gen Ob Bond 62	14,488.68
6/28/2019	260078840	LEC Project 72	363,703.12
6/28/2019	260078670	2016 Ltd Tax Gen Oblig 65	13,967.84
6/28/2019	260080241	CDA-Asset Forfeiture	13,317.88
6/28/2019	260080233	CDA-Seized Assets	1,834.64
6/28/2019	260072303	KC Susan Jackson Criminal	4,178.95
6/28/2019	260042935	Frieda Pressler JP #4	27,368.70
6/28/2019	260037265	Leon Brimhall JP #2	13,855.14
6/28/2019	260043001	Tax Assessor Collector	387,723.85
6/28/2019	260042994	Tax Collector	163,366.96
6/28/2019	260024627	General Fund	2,699,081.10
6/28/2019	10600873	CSCD Bond Supervision	50,314.56
6/28/2019	10596566	KC Unclaimed Funds	172,963.73
6/28/2019	260019429	Darlene Herrin	310,817.75
6/28/2019	260015644	Kendall County Donald W Allee	2,771.74
6/28/2019	260057878	CSCD Operating 39	77,221.57
6/28/2019	260056472	TAC J Hudson Sales Tax	883,987.73
6/28/2019	260060992	Kendall County Registry Funds	88,241.26
6/28/2019	260058416	KC Inmate Trust Fund	32,287.35
6/28/2019	260054623	Inmate Trust Commissary	52,574.39
6/28/2019	260051489	Local S.O. Forfeiture 85	12,308.05
6/28/2019	260051306	Grant Pymts 96	80.85
6/28/2019	260051950	Larry James JP #1	14,155.00
6/28/2019	260051551	Federal S.O. Forfeiture 87	12,060.64
			6,753,462.99

Tri-Party Collateral Agreement
BNY Mellon as Tri-Party Custodian
Price Report for 28 Jun 2019

FTKE28 - KENDALL COUNTY/FRS

Par Amount	Description	Source Account	Price	Market Value (USD)	Mkt Value + Intr (USD)	Collateral Value (USD)	Accr Int Factor	Price Factor
Cpn Rate	Currency	Exchange Rate	Maturity	Type	Issuer	Accrued Interest	Margin	Margin %
22,982.00	YSLETA TEX INDPT SCH DIST	ULTD	117.776000	27,067.28	27,491.81	18,327.87	0.018472	1.000000
5.00000	USD	1.0000000000 8II	15-Aug-2040	MUBD	01CPDI	424.53	9,163.94	150.00 %
78,743.00	YSLETA TEX INDPT SCH DIST	ULTD	118.246000	93,110.45	94,565.01	63,043.34	0.018472	1.000000
5.00000	USD	1.0000000000 8II	15-Aug-2038	MUBD	01CPDI	1,454.56	31,521.67	150.00 %
8,035,000.00	TEXAS TRANSN COMMN ST HWY FD R	AAA	114.292000	9,183,362.20	9,280,451.78	6,186,967.86	0.012083	1.000000
5.00000	USD	1.0000000000 8II	01-Apr-2034	MUBD	039CET	97,089.58	3,093,483.93	150.00 %
415,000.00	TEXAS ST	GO BDS	113.580000	471,357.00	476,371.58	317,581.06	0.012083	1.000000
5.00000	USD	1.0000000000 8II	01-Apr-2044	MUBD	01W20P	5,014.58	158,790.53	150.00 %
57,227.00	SAN ANTONIO TEX INDPT SCH DIST	AAA	108.824000	62,276.71	63,122.40	42,081.60	0.014778	1.000000
4.00000	USD	1.0000000000 8II	15-Aug-2041	MUBD	01COBY	845.69	21,040.80	150.00 %
2,418.00	ALDINE TEX INDPT SCH DIST	ULTD	114.603000	2,771.10	2,815.77	1,877.18	0.018472	1.000000
5.00000	USD	1.0000000000 8II	15-Feb-2041	MUBD	01CJLG	44.67	938.59	150.00 %

Total	8,611,370.00	9,839,944.74	9,944,818.35	6,629,878.90	104,873.61	3,314,939.45
--------------	--------------	--------------	--------------	--------------	------------	--------------

Account:	FTKE28	Account Name:	KENDALL COUNTY/FRS
Start Date:	26-Oct-2017	End Date:	28-Jun-2021
Repo Repricing Rate:	0.0000%	Deal Currency:	USD
Deal Amount:	6,629,878.79	Unwind Amount:	6,629,878.79
Deal Value -> Today:	6,629,878.79	-> Next Business Day:	6,629,878.79
Listed Positions:	6	Listed Securities Par	8,611,370.00

- 1) Listed Securities Market Value : 9,839,944.74
- 2) + Listed Securities Accrued Interest : 104,873.61
- 3) = Listed Securities Total Value : 9,944,818.35
- 4) + Cash Total Pledged : 0.00
- 5) + Unlisted, Margined Securities Value : 0.00
- 6) - Listed Securities Margin Amount : 3,314,939.45
- 7) - Cash Collateral Margin Amount : 0.00
- 8) = Total Securities + Cash Coll Value : 6,629,878.90
- 9) = Total Required Collateral Value : 6,629,878.79

**Tri-Party Collateral Agreement
BNY Mellon as Tri-Party Custodian
Price Report for 28 Jun 2019**

Grand Totals : Number of Accounts:	1		
Deal Amount:	6,629,878.79	Unwind Amount:	6,629,878.79
Deal Value -> Today:	6,629,878.79	-> Next Business Day:	6,629,878.79
Listed Positions:	6	Listed Securities Par Value:	8,611,370.00

1) Listed Securities Market Value	.	9,839,944.74
2) + Listed Securities Accrued Interest	.	104,873.61
3) = Listed Securities Total Value	.	9,944,818.35
4) + Cash Total Pledged	.	0.00
5) + Unlisted, Margined Securities Value	.	0.00
6) - Listed Securities Margin Amount	.	3,314,939.45
7) - Cash Collateral Margin Amount	.	0.00
8) = Total Securities + Cash Coll Value	.	6,629,878.90
9) = Total Required Collateral Value	.	6,629,878.79

**BROKER DEALER SERVICES DIVISION
PRICING, INDICATIVE DATA AND OTHER DISCLOSURES**

The prices of financial assets and indicative data reported or reflected in reports furnished by the Broker Dealer Services Division (BDS) of The Bank of New York Mellon (BNYM) generally are provided by data providers and ratings agencies ("vendors") used by BDS in the ordinary course of business. Trust receipts will be valued based on the face amount of the underlying financial assets, as set forth therein. Prices and indicative data are not independently verified, and may contain errors or omissions.

With respect to certain newly issued financial assets, if vendors do not provide prices, such financial assets will be valued at par or the new issue price for up to three business days. Thereafter, such financial assets will be valued at zero.

With respect to certain financial assets other than new issues, vendors may not provide prices and may not update prices previously provided on a regular basis. If vendors do not provide prices or update previously reported prices within three business days, such financial assets will be valued at zero, unless other arrangements are agreed in writing.

Notwithstanding the foregoing, certain hard-to-price, thinly traded or illiquid financial assets are valued monthly with no adjustment during the interim period (details are available upon request by contacting BDS).

Although BNYM will not utilize prices obtained from brokers or dealers in providing services, BNYM may obtain from any broker or dealer prices and other information and data such as offering memoranda, observable and non-observable information and assumptions in order to assist BNYM's vendors in determining prices of particular financial assets.

With respect to certain financial assets that are not widely held or regularly traded, vendors may report prices based on valuation models which reflect underlying non-observable assumptions that may not be accurate or complete and such models and/or prices may not be regularly adjusted.

The prices reported by BDS may differ from the prices reported or used by other divisions of BNYM or its subsidiaries or affiliates, and such differences may or may not be material. Margin values reported in connection with triparty transactions may differ from margin values used by BNYM for its own account or for the account of its subsidiaries, affiliates or other clients.

Unless otherwise agreed in writing, financial assets held as collateral may include financial assets in default, provided that the prices of such financial assets are made available to BNYM by a vendor which BNYM uses generally for valuing such financial assets.

Unless otherwise agreed in writing, financial assets held as collateral may include financial assets issued by your transaction counterparty or its subsidiaries or affiliates.

Average Traded Volume data is obtained from primary or secondary securities exchanges.

Market data, which is subject to availability, may or may not be current.

The information reported or reflected herein is proprietary to its suppliers and is for your internal use only. It may not be copied, reproduced, published, posted, transmitted, displayed, stored, modified, sublicensed, transferred, disclosed or distributed or used for any purpose without BNYM's express written permission or that of its vendors or other third parties, as applicable.

REPORTED PRICES, WHETHER PROVIDED BY VENDORS OR OTHERWISE OBTAINED AS DESCRIBED HEREIN, MAY NOT REFLECT THE ACTUAL AMOUNT THAT CAN BE REALIZED UPON THE SALE OF PARTICULAR FINANCIAL ASSETS

©2015 The Bank of New York Mellon Corporation. Services provided by The Bank of New York Mellon (member FDIC) and its various subsidiaries and affiliates. All rights reserved.